

---

---

---

---

---

# Unfunded Federal Mandate Annual Report

*Prepared by the Oversight Division*

*Jeanne Jarrett, CPA, Director*

*Report Team:  
Greg Beeks, Team Leader, Wayne Blair, Mark Kempker*

*December 1995*



# TABLE OF CONTENTS

	Page
Committee on Legislative Research .....	ii
Letter of Transmittal .....	iii
Executive Summary .....	1
Introduction .....	3
Methodology .....	3
Acknowledgments .....	4
Description of federal mandates and detailed historical state cost by mandate by the following areas: .....	5
A. Human services	
B. Environment	
C. Justice	
D. Transportation	
E. Education	
F. Health	
G. Revenue & Tax	
H. Labor	
Detailed current cost information (FY 1995) by state agency .....	20
Description of federal mandates and detailed historical local government cost information .....	23
1995 State legislation .....	38



# COMMITTEE ON LEGISLATIVE RESEARCH

---

## OVERSIGHT SUBCOMMITTEE

THE COMMITTEE ON LEGISLATIVE RESEARCH, Oversight Division, is the audit agency of the Missouri General Assembly as established in Chapter 23 of the Revised Statutes of Missouri. The programs and activities of the State of Missouri cost approximately \$13 billion annually. Each year the General Assembly enacts laws which add to, delete or change these programs. To meet the demands for more responsive and cost effective state government, legislators need to receive information regarding the status of the programs which they have created and the expenditure of funds which they have authorized. The audit work of the Oversight Division provides the General Assembly with a means to evaluate state agencies and state programs.

THE OVERSIGHT DIVISION conducts its audits in accordance with government auditing standards set forth by the U.S. General Accounting Office. These standards pertain to auditors' professional qualifications, the quality of audit effort and the characteristics of professional and useful audit reports.

THE COMMITTEE ON LEGISLATIVE RESEARCH is a permanent joint committee of the Missouri General Assembly comprised of the chairman of the Senate Appropriations Committee and nine other members of the Senate and the chairman of the House Budget Committee and nine other members of the House of Representatives. The Senate members are appointed by the President Pro Tem of the Senate and the House members are appointed by the Speaker of the House of Representatives. No more than six members from the House and six members from the Senate may be of the same political party.

AUDITS ARE ASSIGNED to the Oversight Division pursuant to a duly adopted concurrent resolution of the General Assembly or pursuant to a resolution adopted by the Committee on Legislative Research. Legislators or committees may make their requests for program or management audits through the Chairman of the Committee on Legislative Research or any other member of the Committee.

### COMMITTEE ON LEGISLATIVE RESEARCH

#### *Representatives:*

*Representative Donald Prost, Chairman\**  
*Representative Gracia Backer*  
*Representative Doyle Childers*  
*Representative F. E. "Gene" Copeland*  
*Representative Laurie Donovan*  
*Representative Raymond Hand*  
*Representative Kenneth Legan\**  
*Representative Sheila Lumpe\**  
*Representative Annette Morgan*  
*Representative Larry Thomason\**

#### *Senators:*

*Senator Harry Wiggins, Vice Chairman\**  
*Senator Harold Caskey\**  
*Senator William Clay*  
*Senator Ronnie DePasco*  
*Senator Franc Flotron\**  
*Senator Mike Lybyer\**  
*Senator Walt Mueller*  
*Senator John Russell*  
*Senator Marvin Singleton*  
*Senator Irene Treppler*

*Oversight Subcommittee\**



REPRESENTATIVES:  
DONALD PROST\*  
Chairman  
GRACIA Y. BACKER  
DOYLE CHILDERS  
F. E. "GENE" COPELAND  
LAURIE B. DONOVAN  
RAYMOND W. HAND  
KENNETH LEGAN\*  
SHEILA LUMPE\*  
ANNETTE N. MORGAN  
LARRY THOMASON\*

STATE OF MISSOURI



SENATORS:  
HARRY WIGGINS\*  
Vice Chairman  
HAROLD L. CASKEY\*  
WILLIAM L. CLAY, JR.  
RONNIE DePASCO  
FRANC E. FLOTRON\*  
MIKE LYBYER\*  
WALT MUELLER  
JOHN T. RUSSELL  
MARVIN SINGLETON  
IRENE TREPPLER

OVERSIGHT SUBCOMMITTEE\*  
DONALD PROST  
Chairman

COMMITTEE ON LEGISLATIVE RESEARCH  
OVERSIGHT DIVISION

OVERSIGHT SUBCOMMITTEE\*  
HARRY WIGGINS  
Vice Chairman

ROOM 132, STATE CAPITOL  
JEFFERSON CITY, MISSOURI 65101-6806

JEANNE JARRETT, CPA  
DIRECTOR  
314 • 751-4143  
FAX 314 • 751-7681

December, 1995

The Oversight Division is pleased to present the second annual report on unfunded federal mandates as required by 33.831, RSMo. This report is a compilation of information regarding the estimated cost to state and local governments of implementing federal laws or regulations in the absence of federal funding. The information has not been audited by us, and accordingly we do not express an opinion on it.

The report contains a listing of federal mandates with brief descriptions, cost estimates by mandate and by state agency or local government entity and a trend analysis. Total state costs reported for fiscal year 1995 were \$262,103,000 which represents a 71% increase since fiscal year 1993. It should be noted that not all local governments contacted responded and therefore Oversight has not made any projections regarding total cost to local governments. A section describing the Legislature's actions in response to federal mandates during 1995 is included for informational purposes.

We hope this report will be helpful to Missouri's members of Congress, the members of the General Assembly, the state's elected officials and local elected officials. We encourage you to contact our office if you have any questions regarding its content.

A handwritten signature in cursive script, appearing to read "Jeanne Jarrett".

Jeanne Jarrett, CPA  
Director





## EXECUTIVE SUMMARY

The Director of the Oversight Division of the Committee on Legislative Research was designated the Federal Mandate Auditor in legislation passed during the 87th General Assembly Second Regular Session. This legislation requires the Federal Mandate Auditor to prepare an annual report of the costs of unfunded federal mandates in the State of Missouri at both the state and local levels.

Oversight Division staff surveyed all state departments as well as all counties and select cities in the state. Surveys requested historical and projected cost estimates for a four-year period in order that a trend analysis could be presented as required by the legislation. Responses were received from all state departments, but a considerable number of local governments did not respond. The local cost figures included in the report are based only on the responses received, as the Division determined that any type of statewide projection of the responding local governments would not be practical due to the varying responses received relating to the same mandates. Consequently, it should be emphasized that the cost figures are considered to be estimates based on the best information available at the present time.

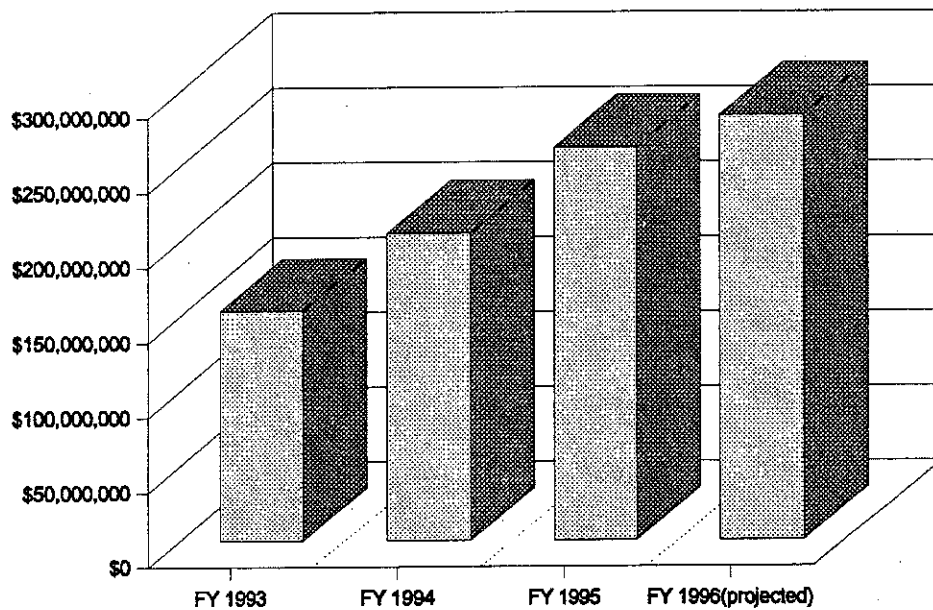
All known unfunded federal mandates having fiscal impact on state and local governments in Missouri are briefly described and cost estimates are provided.

The detailed cost figures included in the report reveal the following total cost estimates for the state for all unfunded federal mandates:

<b>FY 1993</b>	<b>FY 1994</b>	<b>FY 1995</b>	<b>FY 1996 (projected)</b>
\$153,529,000	\$205,412,000	\$262,103,000	\$283,591,000

## UNFUNDED FEDERAL MANDATES

Total State Costs by Year



In response to certain federal legislation the Missouri General Assembly also enacted certain state legislation during the 88th General Assembly First Regular Session (1995). A summary of such state legislation is provided in the annual report as well.

---

## INTRODUCTION

During the 87th General Assembly Second Regular Session the Federal Mandate Auditor Act was passed, assigning the position of Federal Mandate Auditor to the Director of the Oversight Division of the Committee on Legislative Research. The act requires the federal mandate auditor to make an inventory of all unfunded federal mandates on the state and local governments in the state, as well as to make a calculation of the cost of such federal mandates to the various levels of government. Specifically, the act requires a summary of the cost of unfunded federal mandates to the state with detail by program and agency, a summary of the cost of unfunded federal mandates on local governments with as much detail provided as is available, and a historical analysis presenting trends in unfunded federal mandates for state and local governments.

---

## METHODOLOGY

Subsequent to the passage of the Federal Mandate Auditor Act, the Oversight Division began the process of compiling the necessary information for preparation of the annual report. The Division surveyed all state departments, all 114 counties in Missouri, and cities with populations greater than 5,000. In requesting the required information from the various governments affected, the Division provided the governments a listing of those mandates it determined were likely to have financially affected the various levels of government. For example, the Division determined that eight different mandates were the most likely to have major effects on local governments, and requested the local governments surveyed to respond in regards to those specific mandates only. State departments were also asked to include all mandates which agency personnel identified as having financial impact on the agency. The Division obtained the federal mandates provided to the governments from the Mandate Watch List published by the National Conference of State Legislatures.

The accompanying information is based only on responses received and is rounded to the nearest \$1,000. Those responses included all state departments surveyed, 28 counties and 22 cities. The Division determined that the information provided by the county and city respondents could not reasonably be projected to all counties and cities in the state, and therefore used only the actual amounts provided by the respondents to determine local government cost.

OVERSIGHT DIVISION  
Unfunded Federal Mandate Annual Report

The federal mandate costs include the costs of voluntary participation in certain programs in which the federal government does not require participation. However, once the state participates, certain federal requirements must be met. Also included in this report are costs for programs in which the federal government requires participation.

---

## **ACKNOWLEDGMENTS**

The Oversight Division wishes to express its appreciation to the following state agencies, counties and cities for their time and assistance in the preparation of this report:

State agencies:

Office of Administration  
Coordinating Board for Higher Education  
Department of Agriculture  
Department of Conservation  
Department of Corrections  
Department of Economic Development  
Department of Elementary and Secondary Education  
Department of Health  
Department of Highways and Transportation  
Department of Insurance  
Department of Labor and Industrial Relations  
Department of Mental Health  
Department of Natural Resources  
Department of Public Safety  
Department of Revenue  
Department of Social Services  
Missouri Adjutant General  
Missouri Consolidated Health Care Plan  
Missouri Environmental Improvement and Energy Resources Authority  
Missouri Ethics Commission  
Missouri Local Government Employees Retirement System  
Missouri Lottery Commission  
Missouri Motor Vehicle Commission  
Missouri State Courts Administrator  
Missouri State Employees Retirement System  
Missouri State Public Defender system  
Missouri State Tax Commission

Missouri Veterans Commission  
Secretary of State

Counties:

Barry, Barton, Buchanan, Callaway, Cass, Dallas, DeKalb, Douglas, Greene, Henry, Iron, Jefferson, Knox, Linn, Marion, Mississippi, Oregon, Pettis, Pike, Platte, Reynolds, Ripley, St. Charles, St. Louis, Schuyler, Shelby, Vernon, Webster, Wright

Cities:

Blue Springs, Bolivar, Breckenridge Hills, Caruthersville, Chesterfield, Chillicothe, Clayton, Ellisville, Ferguson, Florissant, Grandview, Hannibal, Independence, Kansas City, Liberty, Macon, Maryland Heights, Nevada, Overland, St. Charles, Sedalia, Sikeston, Sullivan, University City

The Division would also like to express its gratitude to the Missouri Association of Counties and the Missouri Municipal League for their valuable assistance.

The primary source for descriptions for the federal mandates was the Mandate Catalog published by the National Conference of State Legislatures.

---

---

## **DESCRIPTION OF FEDERAL MANDATES AND DETAILED COSTS BY MANDATE**

### **A. HUMAN SERVICES**

**Family & Medical Leave Act:** This act requires employers having over 50 employees to provide up to 12 weeks of unpaid, job-protected leave per year (with health insurance) for the birth or adoption of a child or the serious illness of the employee or immediate family member.

**Americans With Disabilities Act:** This act specifies that no qualified individuals with disabilities may be discriminated against by a public entity (state and local governments). It sets standards for handicapped accessibility, program access, and employment of the disabled.

**Omnibus Budget Reconciliation Acts (OBRA) of 1987 through 1990:** These acts establish the Federal Nursing Home Reform Act which increases required nursing facility services, and increases state requirements for Medicaid coverage for eligible recipients, including reimbursements to obstetric and pediatric care providers for recipients, coverage of early screening, diagnostic and treatment services, and expansion of coverage to specific groups of children and Qualified Medicare Beneficiaries (QMB's).

**Consolidated Omnibus Budget Reconciliation Act (COBRA):** This act allows insured to continue certain health insurance coverage even after the insured leaves the job which provided the coverage.

**Food Stamp Act of 1977:** This act prohibits states from participating in food stamp programs if state or local sales taxes are collected on food purchased with food stamps.

**Medicaid Catastrophic Coverage Act:** This act requires states to reimburse Medicare cost-sharing expenses for many elderly poor not already covered by Medicaid and provides greater protection of income and assets of spouses of Medicaid recipients in nursing homes.

**Family Support Act of 1988:** This act requires a mandatory extension of Medicaid services for 12 months to families in the Aid to Families with Dependent Children program (AFDC) that become ineligible for Medicaid due to an increase in employment income, and requires Medicaid coverage to be continued for two-parent families when one parent is unemployed. It also includes a provision that requires employers of individuals who are ordered to pay child support to withhold the amount automatically from their paychecks.

**National School Lunch Act:** This act limits school lunch program assistance to states in which the amount of state revenues appropriated or used specifically for the program is at least equal to 30% of the federal funds available to the state in the 1980-81 school year.

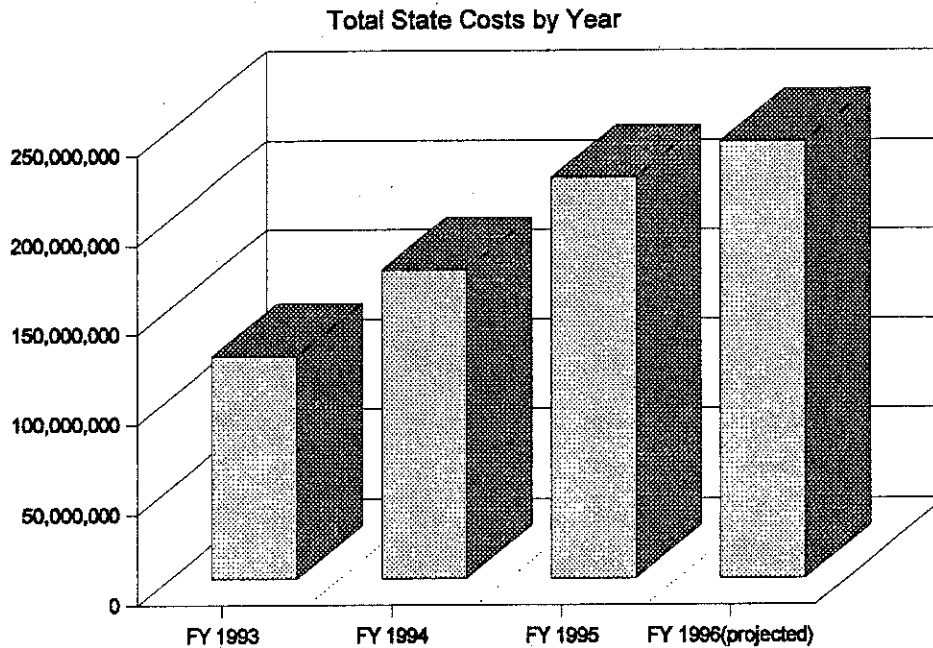
**Child Support Enforcement Act (Title IV-D):** This act requires states to submit a plan for spousal and child support enforcement in order to qualify for federal assistance.

OVERSIGHT DIVISION  
Unfunded Federal Mandate Annual Report

<b>Mandate</b>	<b>FY 1993</b>	<b>FY 1994</b>	<b>FY 1995</b>	<b>FY 1996 (projected)</b>	<b>Totals</b>
Family & Medical Leave Act*	39,000	134,000	98,000	103,000	374,000
Americans With Disabilities Act*	3,634,000	22,139,000	26,920,000	10,569,000	63,262,000
OBRA of 1987 through 1990	65,630,000	86,996,000	116,635,000	140,401,000	409,662,000
COBRA	721,000	566,000	111,000	5,000	1,403,000
Food Stamp Act of 1977	13,000,000	14,000,000	16,000,000	16,000,000	59,000,000
Medicaid Catastrophic Coverage	16,841,000	18,782,000	20,956,000	22,565,000	79,144,000
Family Support Act	12,530,000	15,975,000	27,383,000	32,921,000	88,809,000
National School Lunch Act	4,365,000	4,385,000	4,101,000	4,101,000	16,952,000
Child Support Enforcement Act*	6,475,000	8,408,000	10,731,000	16,660,000	42,274,000
<b>Totals</b>	<b>123,235,000</b>	<b>171,385,000</b>	<b>222,935,000</b>	<b>243,325,000</b>	<b>760,880,000</b>

\* Participation by the state is required by the federal mandate.

## HUMAN SERVICES MANDATES



### B. ENVIRONMENT

**Federal Insecticide, Fungicide and Rodenticide Act:** This act requires states to operate programs for training and certification of pesticide applicators.

**Endangered Species Act:** This act provides for cooperative agreements with states in administering state conservation programs for endangered and threatened species.

**Clean Air Act:** This act allows states to receive grants for air pollution control programs and requires states to assure compliance with air quality standards and to submit an implementation plan.

**National Environmental Policy Act:** This act authorizes states to prepare required statements for major federal actions funded under state grant programs when certain criteria are met.



**Resource Conservation & Recovery Act:** This act requires states to compile, publish, and submit an inventory of each hazardous waste site within the state.

**Comprehensive Environmental Response, Compensation & Liability Act/CERCLA (Superfund Act of 1980):** This act requires state inventories of underground storage tanks for petroleum and other regulated substances and establishes a program for responding to releases from such tanks. States are required to take a leading role in emergency planning and community right-to-know activities.

**Migratory Bird Harvest Information Program:** This program requires states to survey migratory bird hunters and make names and addresses available to the U.S. Fish and Wildlife Service.

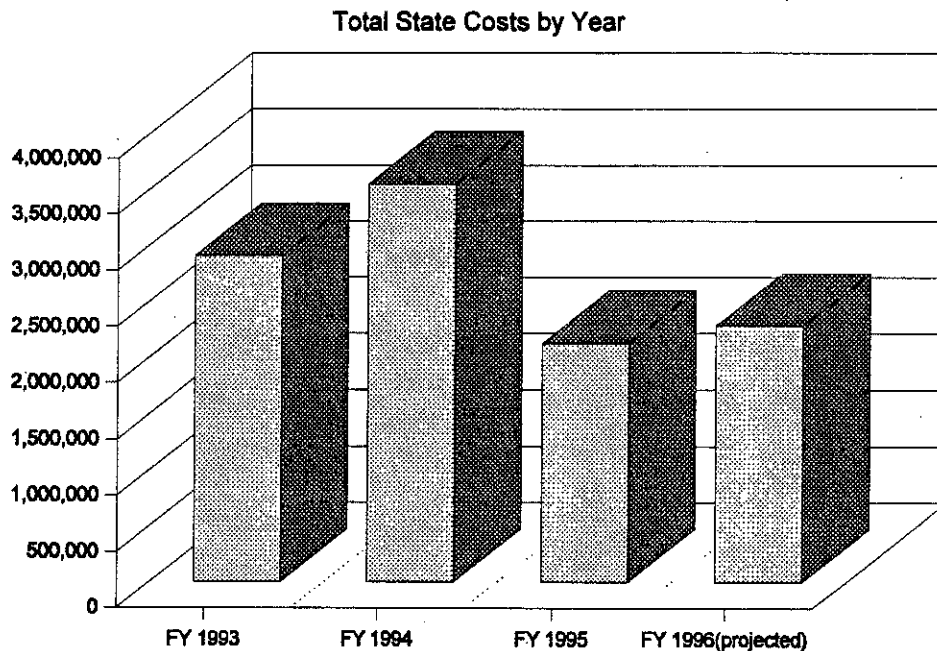
**Cultural Heritage Review:** This program (historic preservation) requires archaeological surveys of certain sites before the sites may be used for purposes which would disturb the sites.

OVERSIGHT DIVISION  
 Unfunded Federal Mandate Annual Report

Mandate	FY 1993	FY 1994	FY 1995	FY 1996 (projected)	Totals
Federal Insecticide, Fungicide and Rodenticide Act	254,000	251,000	281,000	299,000	1,085,000
Endangered Species Act*	74,000	142,000	125,000	125,000	466,000
Clean Air Act*	614,000	667,000	250,000	250,000	1,781,000
National Environmental Policy Act*	228,000	521,000	732,000	827,000	2,308,000
Resource Conservation & Recovery Act*	207,000	402,000	571,000	642,000	1,822,000
CERCLA (Superfund Act)*	1,397,000	1,429,000	0	0	2,826,000
Migratory Bird Harvest Information Program*	75,000	75,000	75,000	75,000	300,000
Cultural Heritage Review*	42,000	46,000	81,000	50,000	219,000
<b>Totals</b>	<b>2,891,000</b>	<b>3,533,000</b>	<b>2,115,000</b>	<b>2,268,000</b>	<b>10,807,000</b>

\*Participation by the state is required by the federal mandate.

## ENVIRONMENT MANDATES



### C. JUSTICE

**Religious Freedom Restoration Act:** This act protects the free exercise of religion.

**National Voter Registration Act:** This act requires states to establish procedures for registering to vote in elections for federal office by application made simultaneously with applications for motor vehicle driver's license, by mail application, and through agency-based registration and agencies providing services to the disabled. States with no registration requirement to vote in federal elections or that permit registration at a polling place at the time of voting are exempted.

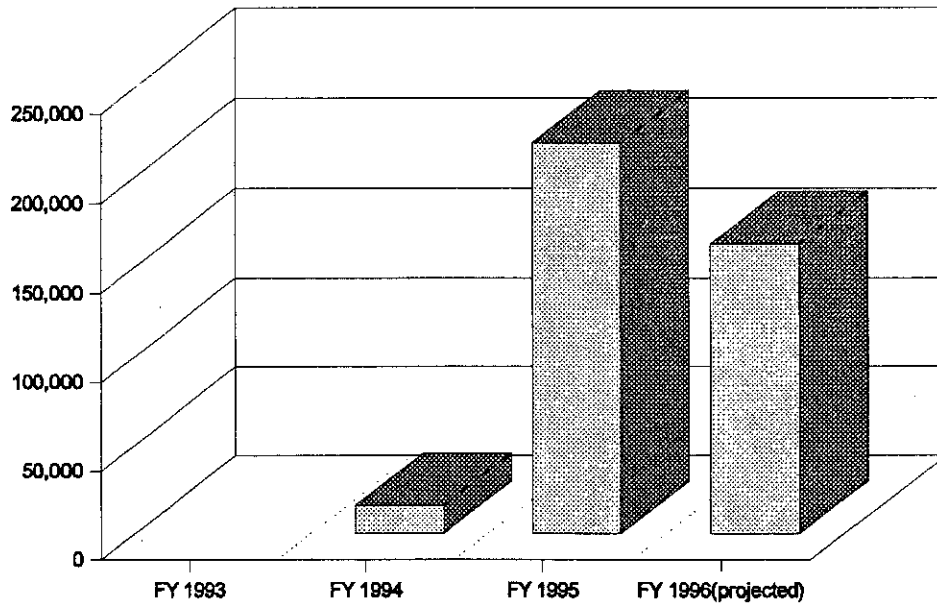
OVERSIGHT DIVISION  
 Unfunded Federal Mandate Annual Report

Mandate	FY 1993	FY 1994	FY 1995	FY 1996 (projected)	Totals
Religious Freedom Restoration Act*	0	5,000	7,000	7,000	19,000
National Voter Registration Act*	0	11,000	212,000	156,000	379,000
<b>Totals</b>	<b>0</b>	<b>16,000</b>	<b>219,000</b>	<b>163,000</b>	<b>398,000</b>

\* Participation by the state is required by the federal mandate.

## JUSTICE MANDATES

Total State Costs by Year



**D. TRANSPORTATION**

**Control of Outdoor Advertising and Junkyards:** This act requires states to control outdoor advertising and junkyards along federal highway systems.

**Omnibus Transportation Employees Testing Act:** This act requires drug-testing of transportation employees effective January, 1995.

**Clean Water Act:** This act sets forth water quality standards which states are required to adhere to as well as requiring states to develop programs for sludge management and storm water pollution control. It also establishes guidelines for the dredging or filling of wetlands prior to development or construction.

**Commercial Motor Vehicle Driver's License:** This act sets forth requirements for states relative to the testing and licensing of commercial motor vehicle operators.

**Aircraft (Public Use Law 103-411):** This act requires issuing of airworthiness certificates for various aircraft.

Mandate	FY 1993	FY 1994	FY 1995	FY 1996 (projected)	Totals
Control of Outdoor Advertising & Junkyards*	511,000	490,000	490,000	490,000	1,981,000
Omnibus Transportation Employees Testing Act*	0	0	235,000	235,000	470,000
Clean Water Act*	147,000	278,000	408,000	538,000	1,371,000

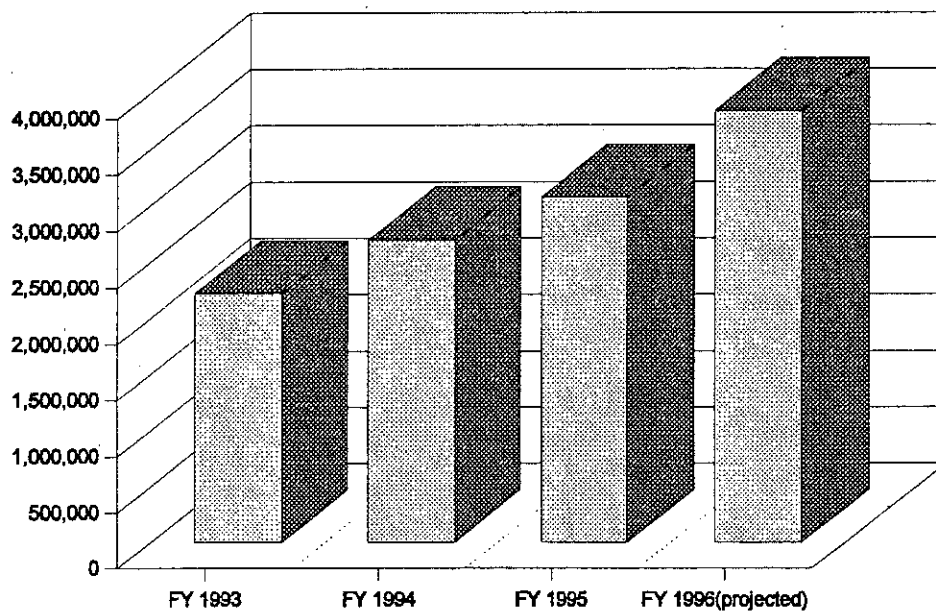
OVERSIGHT DIVISION  
 Unfunded Federal Mandate Annual Report

Commercial Motor Vehicle Driver's License*	1,555,000	1,919,000	1,917,000	2,563,000	7,954,000
Airworthiness*	0	0	14,000	6,000	20,000
<b>Totals</b>	<b>2,213,000</b>	<b>2,687,000</b>	<b>3,064,000</b>	<b>3,832,000</b>	<b>11,796,000</b>

\*Participation by the state is required by the federal mandate.

## TRANSPORTATION MANDATES

Total State Costs by Year



### E. EDUCATION

**Carl D. Perkins Vocational Education & Applied Technology Act:** This act requires states to make certain grants to secondary and post-secondary schools, to develop and implement standards and performance measures for vocational education, to conduct programs for professional development for teachers, provide vocational programs for single parents, eliminate sex bias in vocational education, and to offer vocational education programs to juvenile and adult offenders in correctional institutions.

**Rehabilitation Act/Vocational Rehabilitation:** Sections applicable to Missouri are Basic

OVERSIGHT DIVISION  
Unfunded Federal Mandate Annual Report

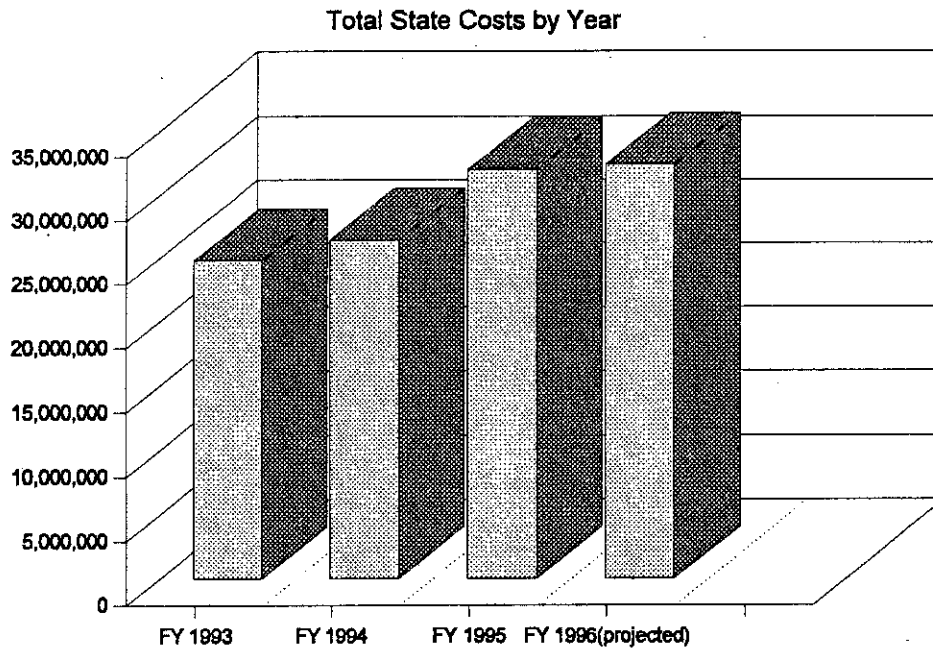
Support, which provides for states to operate comprehensive vocational rehabilitation services for persons with disabilities, and Independent Living, which provides for states to promote a philosophy of independent living by disabled individuals. Both programs provide financial assistance to states with a required specified state match.

**Omnibus Budget Reconciliation Act (OBRA) of 1993:** This act requires states in which there are institutions with default rates over 20% to assume partial responsibility for the costs of the student loan defaults. (Costs, if any, are not anticipated until FY 1997)

Mandate	FY 1993	FY 1994	FY 1995	FY 1996 (projected)	Totals
Carl D. Perkins Vocational Education & Applied Technology Act	14,373,000	16,103,000	21,171,000	21,514,000	73,161,000
Rehabilitation Act/ Vocational Rehabilitation	10,410,000	10,293,000	10,812,000	10,817,000	42,332,000
OBRA of 1993*	0	0	0	0	0
<b>Totals</b>	<b>24,783,000</b>	<b>26,396,000</b>	<b>31,983,000</b>	<b>32,331,000</b>	<b>115,493,000</b>

\* Participation by the state is required by the federal mandate.

## EDUCATION MANDATES



### F. HEALTH

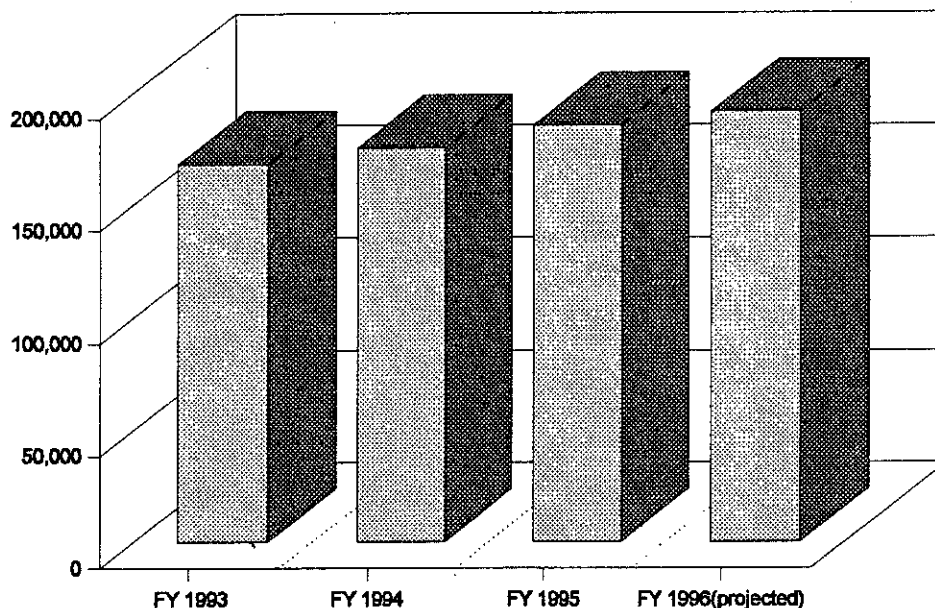
**Child Nutrition Act:** This act makes states eligible to receive federal funds to assist in the operation of child nutrition programs if the state annually expends an amount at least equal to the amount spent for program administration in 1977.

Mandate	FY 1993	FY 1994	FY 1995	FY 1996 (projected)	Total
Child Nutrition Act	168,000	175,000	185,000	191,000	719,000



## HEALTH MANDATES

Total State Costs by Year



### G. REVENUE & TAX

**Cash Management and Improvement Act:** This act authorizes a payment option through which the federal government and states will exchange funds and pay interest when holding the other's funds.

**Tax Equity & Fiscal Responsibility Act:** This act requires state and local governments making income tax refunds to report certain information to the Internal Revenue Service.

**Motor Vehicle Information & Cost Savings Act:** This act prohibits states from licensing any motor vehicle for use following a transfer of ownership unless title issued to the transferee is made by a secure process and provides space for the disclosure of the vehicle's mileage.

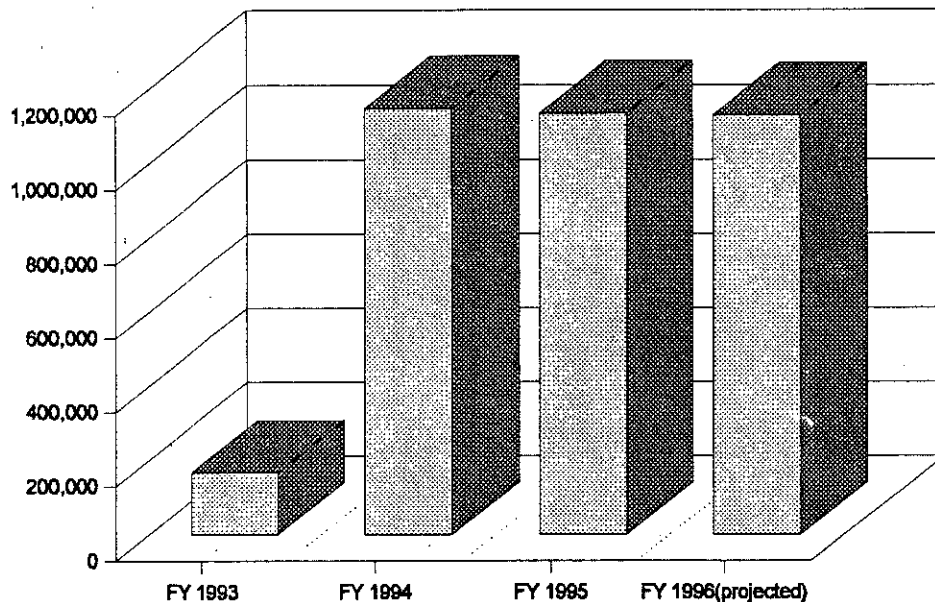
OVERSIGHT DIVISION  
 Unfunded Federal Mandate Annual Report

Mandate	FY 1993	FY 1994	FY 1995	FY 1996 (projected)	Totals
Cash Management & Improvement Act*	0	1,000,000	1,000,000	1,000,000	3,000,000
Tax Equity & Fiscal Responsibility Act*	150,000	138,000	119,000	119,000	526,000
Motor Vehicle Information & Cost Savings Act	17,000	10,000	16,000	10,000	53,000
<b>Totals</b>	<b>167,000</b>	<b>1,148,000</b>	<b>1,135,000</b>	<b>1,129,000</b>	<b>3,579,000</b>

\* Participation by the state is required by the federal mandate.

## REVENUE & TAX MANDATES

Total State Costs by Year



**H. LABOR**

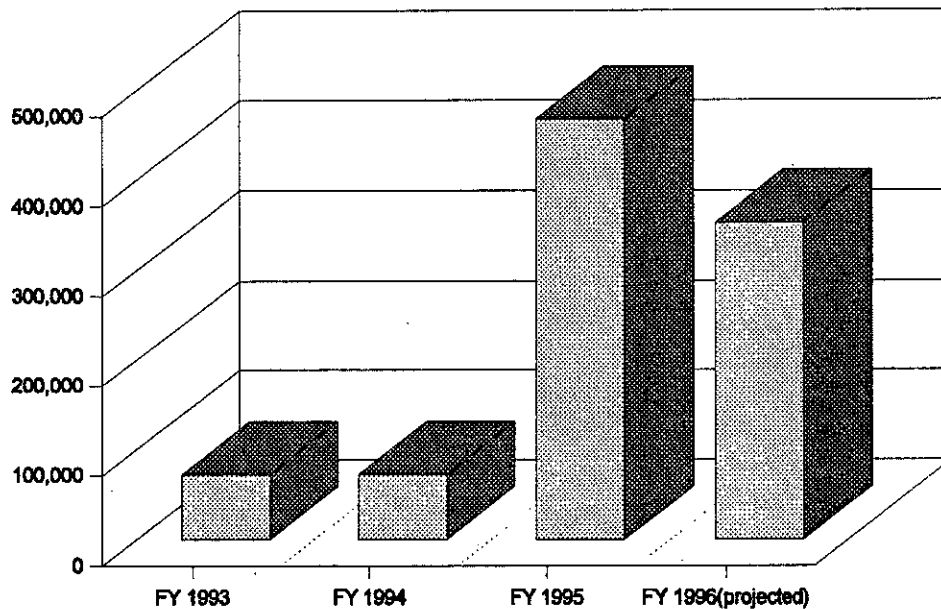
**Fair Labor Standards Act:** This act requires states as employers to comply with provisions relating to minimum wage, maximum hours, child labor, etc.

Mandate	FY 1993	FY 1994	FY 1995	FY 1996 (projected)	Totals
Fair Labor Standards Act*	72,000	72,000	467,000	352,000	963,000

\* Participation by the state is required by the federal mandate.

**LABOR MANDATES**

Total State Costs by Year



---

**DETAILED CURRENT COST (FY 1995) INFORMATION BY STATE**  
**AGENCY**

**Office of Administration:**

Americans With Disabilities Act	\$19,100,000
Cash Management & Improvement Act	<u>\$ 1,000,000</u>
	<u>\$20,100,000</u>

**Department of Agriculture:**

Federal Insecticide, Fungicide & Rodenticide Act	<u>\$ 281,000</u>
--	-------------------

**Department of Conservation:**

Americans With Disabilities Act	\$ 77,000
Cultural Heritage Review	\$ 81,000
Migratory Bird Harvest Information Program	<u>75,000</u>
	<u>\$ 233,000</u>

**Department of Corrections:**

Americans With Disabilities Act	\$ 4,000
Family & Medical Leave Act	\$ 4,000
Religious Freedom Restoration Act	<u>7,000</u>
	<u>\$ 15,000</u>

**Department of Economic Development:**

**Missouri Housing Development Commission**

HUD Consolidated Plan Requirement	<u>\$ 0</u>
-----------------------------------	-------------

**Department of Elementary & Secondary Education:**

National School Lunch Act	\$ 4,101,000
Adult Education (Family Support Act)	3,148,000
Carl D. Perkins Vocational Education & Applied Technology Act	21,171,000
Rehabilitation Act/Vocational Rehabilitation	10,812,000
Child Nutrition Act	<u>185,000</u>

OVERSIGHT DIVISION  
Unfunded Federal Mandate Annual Report

\$ 39,417,000

**Department of Health:**

Americans With Disabilities Act \$ 30,000

**Department of Highways & Transportation:**

Family & Medical Leave Act	\$ 91,000
Americans With Disabilities Act	6,603,000
Endangered Species Act	125,000
Clean Air Act	250,000
National Environmental Policy Act	732,000
Resource Conservation & Recovery Act	268,000
Comprehensive Environmental Response, Compensation & Liability Act	0
Control of Outdoor Advertising & Junkyards	490,000
Clean Water Act	408,000
Transportation Employee Testing Act	235,000
Commercial Motor Vehicle Driver's License	10,000
Fair Labor Standards Act	72,000
	<u>\$ 9,284,000</u>

**Department of Mental Health:**

Nursing Home Reform Act \$ 244,000

**Department of Natural Resources:**

Americans With Disabilities Act	\$ 464,000
Resource Conservation & Recovery Act	<u>\$ 303,000</u>
	<u>\$ 767,000</u>

**Department of Public Safety:**

**Missouri State Highway Patrol:**

Airworthiness Certificates	\$ 14,000
Americans With Disabilities Act	\$ 3,000
Commercial Motor Vehicle Driver's License	\$ 1,319,000
Fair Labor And Standards Act	\$ 395,000
Family And Medical Leave Act	<u>\$ 3,000</u>
	<u>\$ 1,734,000</u>

OVERSIGHT DIVISION  
Unfunded Federal Mandate Annual Report

**Department of Revenue:**

National Voter Registration Act	\$ 182,000
Food Stamp Act	\$ 16,000,000
Tax Equity & Fiscal Responsibility Act	\$ 119,000
Motor Vehicle Information & Cost Savings Act	\$ 16,000
Problem Driver Point System(CDL)	\$ 588,000
	<u>\$ 16,905,000</u>

**Department of Social Services:**

Americans With Disabilities Act	\$ 638,000
Omnibus Budget Reconciliation Acts	115,369,000
Medicaid Catastrophic Coverage	20,956,000
Family Support Act	24,235,000
Nursing Home Reform Act	1,022,000
Child Support Enforcement/Title IV-D	\$ 10,731,000
	<u>\$172,951,000</u>

**Missouri Consolidated Health Care Plan:**

Americans With Disabilities Act	\$ 1,000
Consolidated Omnibus Budget Reconciliation Act	111,000
	<u>\$ 112,000</u>

**Secretary of State:**

National Voter Registration Act	<u>\$ 30,000</u>
---------------------------------	------------------

**Grand total - all state agencies** \$262,103,000

---

## **DESCRIPTION OF FEDERAL MANDATES AND DETAILED HISTORICAL LOCAL GOVERNMENT COST INFORMATION**

---

**Americans With Disabilities Act:** This act specifies that no qualified individuals with disabilities may be discriminated against by a public entity (state and local governments). It sets standards for handicapped accessibility, program access, and employment of the disabled.

**Clean Air Act:** This act allows states to receive grants for air pollution control programs and requires states to assure compliance with air quality standards and to submit an implementation plan.

**Safe Drinking Water Act:** This act requires states to provide emergency water supplies, map critical aquifer areas, establish wellhead protection areas, survey Class V wells, test contaminants of public water systems, and enforce the use of non lead materials. It also prohibits the use of lead in pipes used to install or repair plumbing in public water systems.

**Resource Conservation & Recovery Act:** This act requires states to compile, publish, and submit an inventory of each hazardous waste site within the state.

**Comprehensive Environmental Response, Compensation & Liability Act/CERCLA (Superfund Act of 1980):** This act requires state inventories of underground storage tanks for petroleum and other regulated substances and establishes a program for responding to releases from such tanks. States are required to take a leading role in emergency planning and community right-to-know activities.

**Clean Water Act:** This act sets forth water quality standards which states are required to adhere to as well as requiring states to develop programs for sludge management and storm water pollution control. It also establishes guidelines for the dredging or filling of wetlands prior to development or construction.

**Fair Labor Standards Act:** This act requires states as employers to comply with provisions relating to minimum wage, maximum hours, child labor, etc.

**Davis-Bacon Act:** This act requires that advertised specifications for every contract of more

OVERSIGHT DIVISION  
 Unfunded Federal Mandate Annual Report

than \$2,000 contain a wage determination issued by the Secretary of Labor to be based on the wages and fringe benefits prevailing in the area on similar projects.

**Federal Unemployment Tax Act:** This act sets unemployment tax and basic policies to be followed in order to obtain federal approval of certification for tax credit against the federal unemployment tax.

CITIES

Mandate	FY 1994	FY 1995	FY 1996 (projected)	FY 1997 (projected)	Totals
Americans With Disabilities Act*	5,065,682	5,972,342	6,275,756	5,295,481	22,609,261
Clean Air Act*	5,364,971	1,446,368	3,906,587	1,834,081	12,552,007
Safe Drinking Water Act*	2,776,000	1,841,800	1,811,450	1,890,450	8,319,700
Resource Conservation And Recovery Act*	1,706,749	1,794,980	3,503,787	1,953,895	8,959,411
Clean Water Act*	29,023,559	9,133,968	14,124,393	18,161,612	70,443,532
Fair Labor Standards Act*	1,270,475	1,039,678	1,653,072	934,270	4,897,495
Davis-Bacon Act*	6,368,364	6,957,189	7,265,114	7,298,894	27,889,561
Federal Unemployment Tax Act*	49,142	51,445	44,433	63,150	208,170
<b>Totals**</b>	<b>51,624,942</b>	<b>28,237,770</b>	<b>38,584,592</b>	<b>37,431,833</b>	<b>155,879,137</b>

\* Participation is required by the federal mandate.

\*\* Totals represent only those cities which responded to Oversight's request for information - see page 5 for listing.



OVERSIGHT DIVISION  
Unfunded Federal Mandate Annual Report

COUNTIES

Mandate	FY 1994	FY 1995	FY 1996 (projected)	FY 1997 (projected)	Totals
Americans With Disabilities Act*	41,245,302	3,308,896	3,031,803	2,140,127	49,726,128
Clean Air Act*	543,887	356,773	520,013	595,288	2,015,961
Safe Drinking Water Act*	179,205	232,962	285,513	55,788	753,468
Resource Conservation And Recovery Act*	97,845	381,559	317,952	311,700	1,109,056
CERCLA (Superfund Act)*	561,501	143,810	200,713	42,138	948,162
Clean Water Act*	5,000	57,250	50,513	55,788	168,551
Fair Labor Standards Act*	370,300	438,669	728,200	397,000	1,934,169
Davis-Bacon Act*	144,376	587,844	465,966	291,711	1,489,897
National Voter Registration Act*	4,257	7,500	8,000	6,000	25,757
<b>Totals**</b>	<b>43,151,673</b>	<b>5,515,263</b>	<b>5,608,673</b>	<b>3,895,540</b>	<b>58,171,149</b>

\* Participation is required by the federal mandate.

\*\* Totals represent only those counties which responded to Oversight's request for information - see page 5 for listing.

OVERSIGHT DIVISION  
 Unfunded Federal Mandate Annual Report

AMERICANS WITH DISABILITIES ACT

Cities	FY 1994	FY 1995	FY 1996 (projected)	FY 1997 (projected)	Totals
Blue Springs	17,469	58,924	155,456	147,106	378,955
Bolivar	74,000	5,500	16,500	16,500	112,500
Breckenridge	0	0	112,500	0	112,500
Caruthersville	0	5,500	6,500	3,500	15,500
Chillicothe	11,500	7,850	5,000	2,750	27,100
Clayton	13,500	562,500	0	0	576,000
Ellisville	92,000	29,500	49,000	50,000	220,500
Ferguson	56,100	256,100	107,200	110,825	530,225
Florissant	0	50,000	0	0	50,000
Grandview	3,000	1,200	1,400	2,000	7,600
Hannibal	100	50,200	51,000	32,000	133,300
Independence	15,000	6,000	6,000	6,000	33,000
Kansas City	4,502,900	4,603,500	5,379,700	4,765,300	19,251,400
Liberty	5,750	10,750	130,500	500	147,500
Macon	20,000	55,000	65,000	30,000	170,000
Maryland Heights	57,000	108,000	0	0	165,000
Nevada	17,000	14,000	0	0	31,000
Overland	68,000	0	0	0	68,000
St. Charles	20,500	13,000	28,500	32,500	94,500
Sedalia	22,000	11,000	37,000	17,000	87,000
Sullivan	3,500	7,000	2,500	2,500	15,500
University City	66,363	116,818	122,000	77,000	382,181

OVERSIGHT DIVISION  
 Unfunded Federal Mandate Annual Report

<b>Totals</b>	<b>5,065,682</b>	<b>5,972,342</b>	<b>6,275,756</b>	<b>5,295,481</b>	<b>22,609,261</b>
---------------	------------------	------------------	------------------	------------------	-------------------

**AMERICANS WITH DISABILITIES ACT**

<b>Counties</b>	<b>FY 1994</b>	<b>FY 1995</b>	<b>FY 1996 (projected)</b>	<b>FY 1997 (projected)</b>	<b>Totals</b>
Barry	3,800	161,337	0	0	165,137
Barton	5,190	0	25,000	25,000	55,190
Buchanan	4,000	53,200	72,600	0	129,800
Callaway	0	300,000	300,000	300,000	900,000
Douglas	159,000	27,000	0	0	186,000
Greene	17,000	34,000	50,000	50,000	151,000
Henry	5,000	13,000	221,000	0	239,000
Iron	500	1,000	1,000	150,000	152,500
Jefferson	10,905	123,500	0	0	134,405
Linn	100,000	0	6,000	0	106,000
Marion	20,000	30,000	0	0	50,000
Mississippi	2,500	500	101,500	51,000	155,500
Oregon	49,148	180,704	1,500	0	231,352
Platte	0	5,500	11,000	0	16,500
Reynolds	0	140,300	0	0	140,300
Ripley	0	2,500	57,500	0	60,000
St. Charles	38,646,561	370	320	350	38,647,601
St. Louis Co.	2,135,601	2,213,967	1,619,383	1,563,777	7,532,728
Schuyler	5,383	0	0	0	5,383
Shelby	0	0	125,000	0	125,000

OVERSIGHT DIVISION  
 Unfunded Federal Mandate Annual Report

Vernon	5,674	455	0	0	6,129
Webster	40	6,563	440,000	0	446,603
Wright	75,000	15,000	0	0	90,000
<b>Totals</b>	<b>41,245,302</b>	<b>3,308,896</b>	<b>3,031,803</b>	<b>2,140,127</b>	<b>49,726,128</b>

CLEAN AIR ACT

Cities	FY 1994	FY 1995	FY 1996 (projected)	FY 1997 (projected)	Totals
Caruthersville	37,000	27,000	25,000	25,000	114,000
Chillicothe	35,550	166,250	145,250	148,250	495,300
Ferguson	0	0	13,000	13,300	26,300
Florissant	0	4,700	0	0	4,700
Independence	524,921	135,418	2,060,337	244,531	2,965,207
Kansas City	4,766,000	1,106,000	1,656,000	1,381,000	8,909,000
Macon	0	0	0	15,000	15,000
Sullivan	1,500	7,000	7,000	7,000	22,500
<b>Totals</b>	<b>5,364,971</b>	<b>1,446,368</b>	<b>3,906,587</b>	<b>1,834,081</b>	<b>12,552,007</b>

CLEAN AIR ACT

Counties	FY 1994	FY 1995	FY 1996 (projected)	FY 1997 (projected)	Totals
Greene	6,500	6,500	8,000	8,000	29,000
Henry	0	15,500	0	0	15,500
Jefferson	5,500	6,000	6,500	6,500	24,500
St. Louis Co.	531,887	328,773	505,513	580,788	1,946,961
<b>Totals</b>	<b>543,887</b>	<b>356,773</b>	<b>520,013</b>	<b>595,288</b>	<b>2,015,961</b>

OVERSIGHT DIVISION  
Unfunded Federal Mandate Annual Report

SAFE DRINKING WATER ACT

Cities	FY 1994	FY 1995	FY 1996 (projected)	FY 1997 (projected)	Totals
Bolivar	8,000	8,500	9,000	9,500	35,000
Caruthersville	2,000	1,900	1,900	1,900	7,700
Chillicothe	8,300	7,600	7,650	7,650	31,200
Florissant	4,000	4,000	4,000	4,000	16,000
Hannibal	7,500	0	0	0	7,500
Independence	92,000	1,800	52,800	62,300	208,900
Kansas City	2,418,700	1,580,000	1,580,600	1,580,600	7,159,900
Liberty	10,000	30,000	0	0	40,000
Macon	19,000	24,000	24,000	20,000	87,000
Nevada	203,000	180,000	127,000	150,000	660,000
Sullivan	3,500	4,000	4,500	54,500	66,500
<b>Totals</b>	<b>2,776,000</b>	<b>1,841,800</b>	<b>1,811,450</b>	<b>1,890,450</b>	<b>8,319,700</b>

SAFE DRINKING WATER ACT

County	FY 1994	FY 1995	FY 1996 (projected)	FY 1997 (projected)	Totals
Jefferson	157,000	190,000	200,000	0	547,000
St. Charles	17,205	2,712	35,000	0	54,917
St. Louis Co.	5,000	5,250	5,513	5,788	21,551
<b>Total</b>	<b>179,205</b>	<b>197,962</b>	<b>240,513</b>	<b>5,788</b>	<b>623,468</b>

**RESOURCE CONSERVATION AND RECOVERY ACT**

<b>Cities</b>	<b>FY 1994</b>	<b>FY 1995</b>	<b>FY 1996 (projected)</b>	<b>FY 1997 (projected)</b>	<b>Totals</b>
Blue Springs	3,476	2,225	2,423	2,719	10,843
Breckenridge	0	0	170,000	0	170,000
Caruthersville	140,100	170,100	265,100	275,100	850,400
Chillicothe	54,019	273,273	48,200	49,200	424,692
Clayton	471,000	529,000	555,000	605,000	2,160,000
Ferguson	0	16,900	0	0	16,900
Florissant	4,200	4,700	69,500	0	78,400
Grandview	36,000	38,500	43,000	47,500	165,000
Hannibal	105,000	50,900	38,000	25,000	218,900
Independence	10,954	11,582	13,064	13,076	48,676
Kansas City	526,000	581,600	2,130,300	775,100	4,013,000
Liberty	3,000	3,000	18,000	6,000	30,000
Macon	30,000	19,000	32,000	22,000	103,000
Nevada	262,000	19,000	0	0	281,000
Sedalia	30,000	40,000	80,000	90,000	240,000
Sullivan	31,000	35,200	39,200	43,200	148,600
<b>Totals</b>	<b>1,706,749</b>	<b>1,794,980</b>	<b>3,503,787</b>	<b>1,953,895</b>	<b>8,959,411</b>

OVERSIGHT DIVISION  
 Unfunded Federal Mandate Annual Report

RESOURCE CONSERVATION AND RECOVERY ACT

Counties	FY 1994	FY 1995	FY 1996 (projected)	FY 1997 (projected)	Totals
Buchanan	1,500	1,500	1,500	0	4,500
Douglas	11,390	0	0	0	11,390
Greene	6,500	6,500	8,000	8,000	29,000
Henry	1,500	2,500	3,500	0	7,500
Iron	6,000	6,000	6,000	6,000	24,000
Linn	0	0	10,000	10,000	20,000
Mississippi	1,100	1,100	1,100	1,100	4,400
Platte	0	2,500	2,500	0	5,000
St. Charles	31,100	51,199	34,139	35,112	151,550
St. Louis Co.	37,000	302,200	251,213	251,488	841,901
Webster	1,755	8,060	0	0	9,815
<b>Totals</b>	<b>97,845</b>	<b>381,559</b>	<b>317,952</b>	<b>311,700</b>	<b>1,109,056</b>

COMPREHENSIVE ENVIRONMENTAL RESPONSE,  
 COMPENSATION AND LIABILITY ACT

Counties	FY 1994	FY 1995	FY 1996 (projected)	FY 1997 (projected)	Totals
Buchanan	1,000	6,500	9,700	0	17,200
Cass	5,150	18,600	0	0	23,750
Greene	3,190	0	0	0	3,190
Jefferson	5,000	5,000	5,000	5,000	20,000
Platte	21,900	10,000	10,000	0	41,900
St. Charles	55,546	25,076	20,300	350	101,272

OVERSIGHT DIVISION  
 Unfunded Federal Mandate Annual Report

St. Louis Co.	469,715	78,634	155,713	36,788	740,850
<b>Totals</b>	<b>561,501</b>	<b>143,810</b>	<b>200,713</b>	<b>42,138</b>	<b>948,162</b>

CLEAN WATER ACT

<b>Cities</b>	<b>FY 1994</b>	<b>FY 1995</b>	<b>FY 1996 (projected)</b>	<b>FY 1997 (projected)</b>	<b>Totals</b>
Bolivar	2,750	3,300	3,850	4,400	14,300
Caruthersville	6,800	2,600	2,600	2,500	14,500
Clayton	0	0	202,000	151,000	353,000
Florissant	1,500	0	0	0	1,500
Grandview	2,000	2,000	2,100	2,200	8,300
Hannibal	1,275	0	0	0	1,275
Independence	209,234	167,368	150,643	597,112	1,124,357
Kansas City	28,205,000	8,661,700	9,948,200	15,827,400	62,642,300
Macon	30,000	30,000	35,000	37,000	132,000
Nevada	0	22,000	0	0	22,000
St. Charles	0	0	150,000	150,000	300,000
Sedalia	560,000	200,000	2,585,000	345,000	3,690,000
Sullivan	5,000	45,000	1,045,000	1,045,000	2,140,000
<b>Totals</b>	<b>29,023,559</b>	<b>9,133,968</b>	<b>14,124,393</b>	<b>18,161,612</b>	<b>70,443,532</b>

CLEAN WATER ACT



OVERSIGHT DIVISION  
 Unfunded Federal Mandate Annual Report

Counties	FY 1994	FY 1995	FY 1996 (projected)	FY 1997 (projected)	Totals
Greene	0	35,000	45,000	50,000	130,000
Jefferson	0	17,000	0	0	17,000
St. Louis Co.	5,000	5,250	5,513	5,788	21,551
<b>Totals</b>	<b>5,000</b>	<b>57,250</b>	<b>50,513</b>	<b>55,788</b>	<b>168,551</b>

FAIR LABOR STANDARDS ACT

Cities	FY 1994	FY 1995	FY 1996 (projected)	FY 1997 (projected)	Totals
Breckenridge	0	0	752,000	0	752,000
Caruthersville	600	600	600	600	2,400
Chillicothe	202,500	100,512	102,000	102,000	507,012
Clayton	128,000	114,000	120,000	130,000	492,000
Ellisville	11,240	28,041	0	0	39,281
Ferguson	54,900	56,600	58,300	60,050	229,850
Hannibal	50,000	25,000	15,000	15,000	105,000
Independence	1,600	1,600	1,600	1,600	6,400
Kansas City	0	3,000	3,000	4,000	10,000
Liberty	10,000	10,000	10,000	10,000	40,000
Macon	17,000	17,000	17,000	17,000	68,000
Nevada	126,000	98,000	0	0	224,000
St. Charles	631,615	547,305	534,552	554,000	2,267,472
Sullivan	16,500	17,500	18,500	19,500	72,000
University City	20,520	20,520	20,520	20,520	82,080
<b>Totals</b>	<b>1,270,475</b>	<b>1,039,678</b>	<b>1,653,072</b>	<b>934,270</b>	<b>4,897,495</b>

FAIR LABOR STANDARDS ACT

<b>Counties</b>	<b>FY 1994</b>	<b>FY 1995</b>	<b>FY 1996 (projected)</b>	<b>FY 1997 (projected)</b>	<b>Totals</b>
Buchanan	35,000	59,500	364,000	0	458,500
Greene	4,500	4,500	4,500	4,500	18,000
Iron	3,000	30,000	5,000	30,000	68,000
Knox	0	0	0	0	0
Linn	5,500	6,500	6,500	6,500	25,000
Marion	700	700	700	700	2,800
Mississippi	1,200	1,200	1,200	1,200	4,800
Platte	0	500	0	0	500
St. Charles	316,900	332,500	343,000	353,000	1,345,400
St. Louis Co.	1,100	1,100	1,100	1,100	4,400
Webster	2,400	2,169	2,200	0	6,769
<b>Totals</b>	<b>370,300</b>	<b>438,669</b>	<b>728,200</b>	<b>397,000</b>	<b>1,934,169</b>

OVERSIGHT DIVISION  
 Unfunded Federal Mandate Annual Report

DAVIS-BACON ACT

<b>Cities</b>	<b>FY 1994</b>	<b>FY 1995</b>	<b>FY 1996 (projected)</b>	<b>FY 1997 (projected)</b>	<b>Totals</b>
Bolivar	80,100	80,100	80,100	80,100	320,400
Caruthersville	0	175,000	228,000	449,000	852,000
Chillicothe	22,000	17,000	17,000	17,000	73,000
Ferguson	550	675	800	880	2,905
Grandview	505,000	656,000	1,007,000	808,000	2,976,000
Hannibal	50,214	50,214	50,214	50,214	200,856
Independence	500	1,000	500	1,000	3,000
Kansas City	4,863,000	4,971,200	5,135,000	5,255,200	20,224,400
Liberty	504,000	504,000	404,000	404,000	1,816,000
Macon	50,000	50,000	50,000	23,000	173,000
Maryland Heights	2,000	2,000	3,000	3,000	10,000
Nevada	39,000	218,000	87,000	0	344,000
St. Charles	1,000	1,000	1,500	1,500	5,000
Sedalia	100,000	80,000	100,000	125,000	405,000
Sullivan	151,000	151,000	101,000	81,000	484,000
<b>Totals</b>	<b>6,368,364</b>	<b>6,957,189</b>	<b>7,265,114</b>	<b>7,298,894</b>	<b>27,889,561</b>

DAVIS-BACON ACT

Counties	FY 1994	FY 1995	FY 1996 (projected)	FY 1997 (projected)	Totals
Barton	1,000	103,000	106,500	133,000	343,500
Buchanan	1,000	1,500	2,000	0	4,500
Callaway	0	100,000	100,000	100,000	300,000
Dallas	29,900	11,500	22,675	0	64,075
Henry	1,000	1,000	1,000	0	3,000
Iron	3,000	10,000	10,000	10,000	33,000
Jefferson	33,100	206,000	26,000	0	265,100
Linn	0	13,500	600	0	14,100
Marion	20,300	50,300	50,300	0	120,900
Platte	1,500	5,500	500	0	7,500
St. Louis Co.	42,078	44,182	46,391	48,711	181,362
Schuyler	0	39,500	0	0	39,500
Vernon	11,498	1,862	0	0	13,360
Webster	0	0	100,000	0	100,000
<b>Totals</b>	<b>144,376</b>	<b>587,844</b>	<b>465,966</b>	<b>291,711</b>	<b>1,489,897</b>

OVERSIGHT DIVISION  
 Unfunded Federal Mandate Annual Report

NATIONAL VOTER REGISTRATION ACT

Counties	FY 1994	FY 1995	FY 1996 (projected)	FY 1997 (projected)	Totals
Marion	300	7,500	8,000	6,000	21,800
Pike	3,957	0	0	0	3,957
<b>Totals</b>	<b>4,257</b>	<b>7,500</b>	<b>8,000</b>	<b>6,000</b>	<b>25,757</b>

FEDERAL UNEMPLOYMENT TAX ACT

Cities	FY 1994	FY 1995	FY 1996 (projected)	FY 1997 (projected)	Totals
Caruthersville	1,000	2,000	3,200	4,200	10,400
Chillicothe	10,275	8,426	4,500	4,500	27,701
Clayton	7,000	0	0	0	7,000
Ellisville	927	2,875	0	0	3,802
Florissant	500	500	500	500	2,000
Hannibal	4,756	7,990	2,000	2,000	16,746
Independence	1,000	1,000	1,000	1,000	4,000
Kansas City	6,000	16,000	16,000	18,000	56,000
Macon	0	0	0	15,000	15,000
Nevada	2,300	200	1,200	0	3,700
St. Charles	8,634	8,204	9,783	10,700	37,321
Sedalia	5,000	2,000	4,000	5,000	16,000
Sullivan	1,750	2,250	2,250	2,250	8,500
<b>Totals</b>	<b>49,142</b>	<b>51,445</b>	<b>44,433</b>	<b>63,150</b>	<b>208,170</b>

## **LEGISLATION ENACTED IN 1995 BY THE GENERAL ASSEMBLY TO BRING THE STATE OF MISSOURI INTO COMPLIANCE WITH FEDERAL LAWS AND REGULATIONS**

### **Senate Committee Substitute for House Committee for House Bills 300 & 95**

Part of this legislation complies with a federal mandate (the Unemployment Compensation Amendments of 1994) that states refuse to pay unemployment benefits to claimants who have been identified as likely to exhaust their unemployment benefits but do not participate in reemployment services.

### **House Bill 345**

This legislation, mandated by the Gun-Free Schools Act of 1994, requires suspension of any student who brings a firearm to school for at least one year. School superintendents and principals have authority to modify suspensions and school districts may provide educational services to suspended students in alternative settings.

### **House Bill 717**

This bill would bring Missouri into compliance with a federal order. As part of the Intermodal Surface Transportation Efficiency Act of 1991 (ISTEA), Congress made driving while subject to an out-of-service order a disqualifying offense and civil violation. In response to ISTEA, the Secretary of Transportation filed a final order of rule making to this effect on May 18, 1994. The goal is to deter operation of Commercial Motor Vehicles by persons under out-of-service orders. Part of Missouri's federal highway funding is dependent upon compliance with the final order.